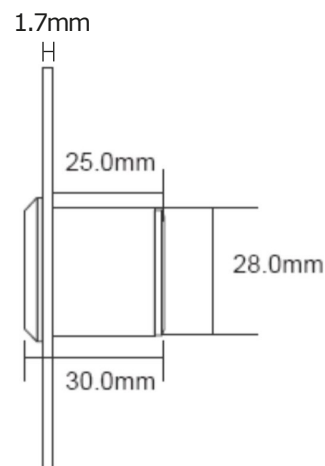
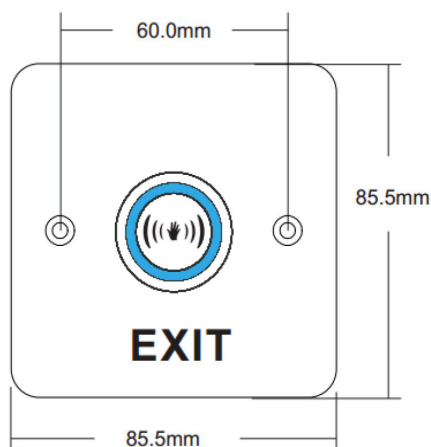


## Instructions of Use Quick Start Guide



## Product Features & Technical Specifications

### NO/NC/COM Single pole switch with LED Status

- Infrared Exit Switch, Touchless sensor
- 304 stainless steel
- Adjustable Sensitivity 3-15cm
- DC12~24V, 2A Contact
- LED Status
  - Blue** = Standby
  - Green** = Activated

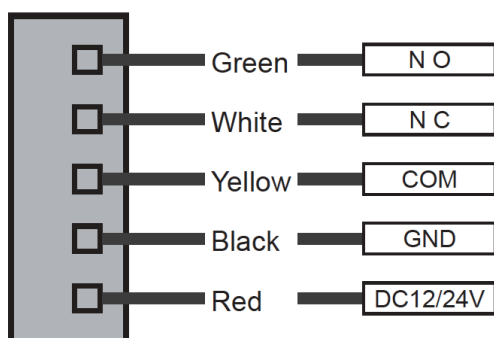
- UK back box format
- Surface or flush mount
- Dimensions: 85.5 x 85.5 x 42mm (1.7mm flush)
- Operating temperature: -20°C to 55°C
- Operating humidity: 0-95%



## Power Supply & Connections

A permanent 12-24 VDC supply is required to operate the RTE-IR & Touchless Series of Exit Buttons.

Contact





## Adjusting the Activation Distance

---

You can adjust the activation distance of the IR Exit button from 3-15cm. The distance is adjusted by turning the POT in the direction required for shorter (3cm) or longer (15cm) activation, as shown below:



### Adjustment POT

-  Turn left to increase the activation distance
-  Turn right to reduce the activation distance



**Note:** DO NOT face the infrared sensor directly into the sunlight, as this will affect the performance of the unit.

---

For queries visit our website [www.cdvi.co.uk](http://www.cdvi.co.uk) or contact us at  
**sales@cdvi.co.uk**  
**+44 1628 531300**

CDVI UK, Unit B1, Knaves Beech Business Centre, Davies Way,  
Loudwater, High Wycombe, HP10 9QR

