

## BT6010

### SECURITY DOME CAMERA MOUNT FOR Ø50MM POLES

The BT6010 is a CCTV mount that can be used to mount cameras up to 25kg. Compatible with B-Tech's System 2 professional range, this mount is designed to attach onto B-Tech's range of BT7850 Ø50mm poles. A unique carousel design makes for simple installation with all the required hardware being included.

#### SPECIFICATIONS

Max load	<b>25kg</b>
Distance between fixing points	Min: <b>63.5mm</b> Max: <b>103.5mm</b>
Colour	<b>Zinc plated</b>

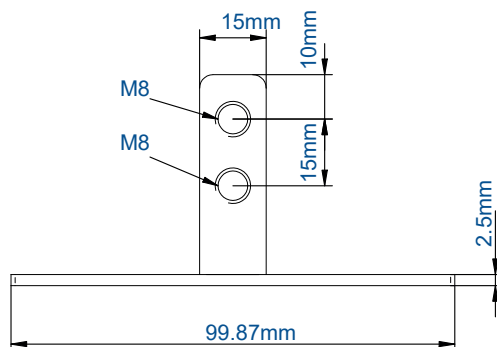
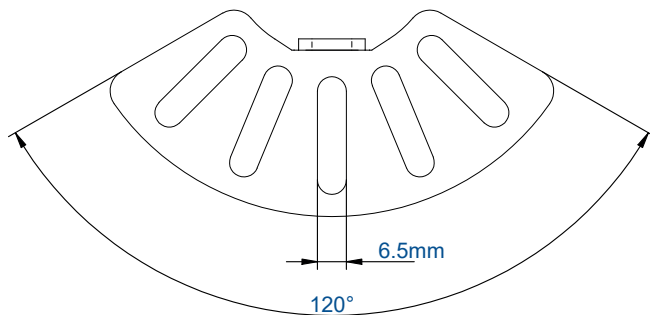
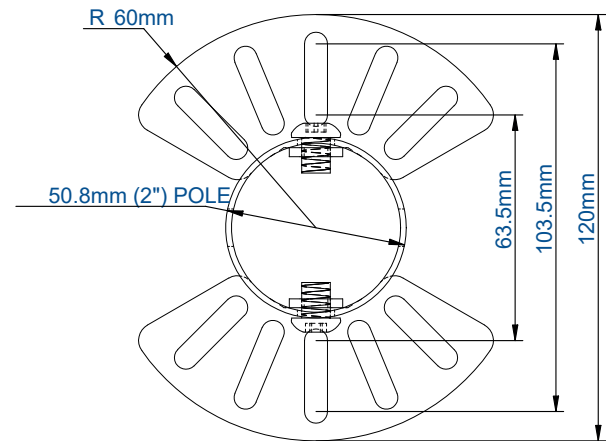
#### FEATURES

- 1 Ideal for use with CCTV dome cameras'
  - 2 Fits onto B-Tech System 2 Ø50mm poles
  - 3 Unique carousel mount for simple installation
  - 4 Zinc plated finish
- All mounting hardware included

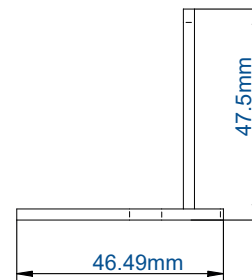


# BT6010

TOP VIEW



FRONT VIEW



SIDE VIEW

## ORDERING INFORMATION

COLOUR	ORDER REF	EAN
Black	BT6010/B	5019318110016

## RELATED PRODUCTS

PRODUCT CODE	NAME	DESCRIPTION
BT7825	Truss Mount	Adaptor for attaching Ø50mm poles onto truss system's
BT7850	Ø50mm Pole	Designed to support large loads is available in various lengths
BT7851	Adjustable Drop Ceiling Mount	Designed for easy positioning of mounted screens
BT7822	Heavy Duty Ceiling / Floor Mount	Designedt to mount a Ø50mm pole to the ceiling or to the floor