

Wireless Speaker Sounder

Partcode: SPEAKER/SOUNDER-WE

Document SAP: 102029359-02



IMPORTANT:

This device is only fully compatible with Enforcer V11 or a wireless ZEM with HUB version 4.3 or later. The device will learn to earlier models but will not function correctly.

Dimensions and weight

Please see diagram for dimensions and weight of device.

Sounder overview

- | | |
|------------------------|--------------------------|
| A. Alarm volume adjust | C. Visual indicator area |
| B. Chime volume adjust | D. Speaker |

Pairing mode - learning to wireless system

i. Navigate to the wireless keypad/speaker menu, put the system in learning mode, and then power up the sounder. The sounder will enter 'pairing mode' and the LEDs will be cycling red and green.

ii. Whilst the device is in 'pairing mode', press both the alarm and chime volume adjust buttons simultaneously and hold for approx 3 seconds until the LEDs start flashing rapidly. Release the buttons to learn the device to the system and the green LED will illuminate as the device learns to the system. The keypad should display that the device has successfully paired and chime simultaneously.

iii. When performing a signal strength test, the device will illuminate green or red. A green LED indicates good signal, and red indicates low signal.

Programming

For programming instructions, please refer to the documentation for the control panel.

Specifications

Casing

3mm polycarbonate

LED colours

Blue, red, green and white

Transmission frequency

868MHz FM transceiver narrow band

Transmission method and range

Fully encrypted rolling code, 300m

Operating voltage

230VAC $\pm 5\%$, 50Hz

Operating current

40mA @ 230VAC

Operating temperature

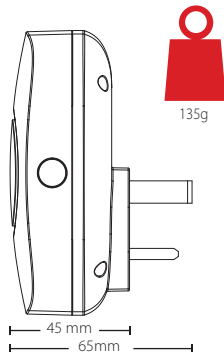
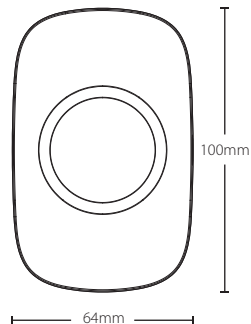
-10 to 40°C

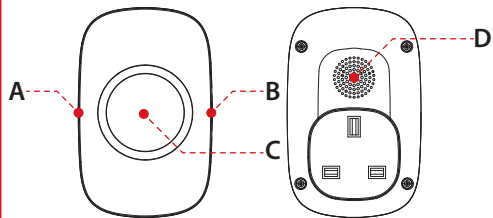
Battery

3.7V 250mAh, Lithium-ion, non-replaceable

Product information

Applies to electrical products sold within the European community. At the end of the electrical product's life, do not dispose of it with household waste. Where possible, recycle the product. Check with your Local Authority or retailer for recycling advice in your country. When disposing of the product, the battery must be removed and disposed of separately in accordance with the local regulations. Hereby Pyronix declares that this product is in compliance with the essential requirements and other relevant provisions of Directive 2014/53/EU. The declaration of conformity may be consulted at www.pyronix.com/product-compliance.php



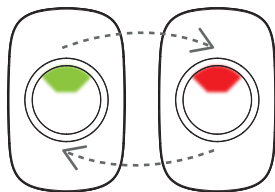


i



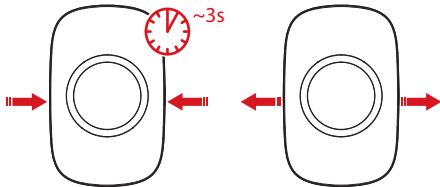
Select Kpd / Spk
Available [1]

Learnings...



ii

Learnt



iii

